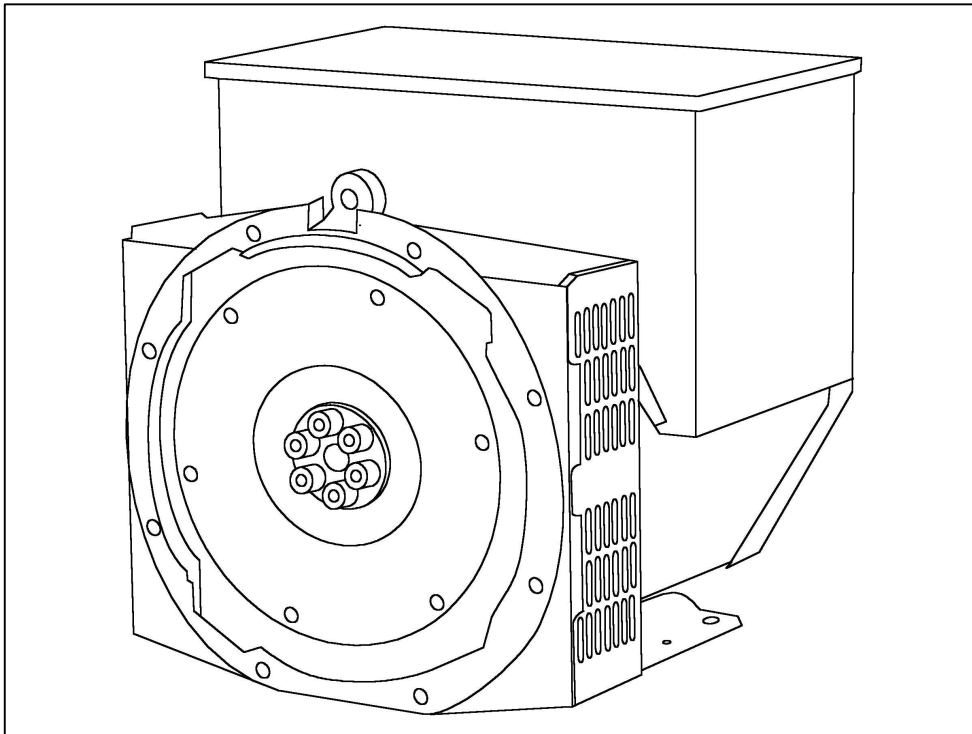


**BCA164B - Technical Data Sheet**



# BCA164B

## SPECIFICATIONS & OPTIONS



### STANDARDS

Newage Stamford industrial generators meet the requirements of BS EN 60034 and the relevant section of other international standards such as BS5000, VDE 0530, NEMA MG1-32, IEC34, CSA C22.2-100, AS1359.

Other standards and certifications can be considered on request.

### VOLTAGE REGULATORS

#### SX460 AVR - STANDARD

With this self excited control system the main stator supplies power via the Automatic Voltage Regulator (AVR) to the exciter stator. The high efficiency semiconductors of the AVR ensure positive build-up from initial low levels of residual voltage.

The exciter rotor output is fed to the main rotor through a three phase full wave bridge rectifier. This rectifier is protected by a surge suppressor against surges caused, for example, by short circuit.

#### SA465 AVR

The SA465 shares all the features of the SX460, but additionally will support a range of electronic accessories, such as a 'droop' Current Transformer (CT) to permit parallel operation with other ac generators.

Voltage regulation is improved by use of this AVR.

### WINDINGS & ELECTRICAL PERFORMANCE

All generator stators are wound to 2/3 pitch. This eliminates triplen (3rd, 9th, 15th ...) harmonics on the voltage waveform and is found to be the optimum design for trouble-free supply of non-linear loads. The 2/3 pitch design avoids excessive neutral currents sometimes seen with higher winding pitches, when in parallel with the mains. A fully connected damper winding reduces oscillations during paralleling. This winding, with the 2/3 pitch and carefully selected pole and tooth designs, ensures very low waveform distortion.

### TERMINALS & TERMINAL BOX

Standard generators are 3-phase reconnectable with 12 ends brought out to the terminals, which are mounted on a cover at the non-drive end of the generator. A sheet steel terminal box contains the AVR and provides ample space for the customers' wiring and gland arrangements. It has removable panels for easy access.

### SHAFT & KEYS

All generator rotors are dynamically balanced to better than BS6861:Part 1 Grade 2.5 for minimum vibration in operation.

### INSULATION/IMPREGNATION

The insulation system is class 'H'.

All wound components are impregnated with materials and processes designed specifically to provide the high build required for static windings and the high mechanical strength required for rotating components.

### QUALITY ASSURANCE

Generators are manufactured using production procedures having a quality assurance level to BS EN ISO 9001.

The stated voltage regulation may not be maintained in the presence of certain radio transmitted signals. Any change in performance will fall within the limits of Criteria 'B' of EN 61000-6-2:2001. At no time will the steady-state voltage regulation exceed 2%.

*NB Continuous development of our products entitles us to change specification details without notice, therefore they must not be regarded as binding.*

*Front cover drawing typical of product range.*

## BCA164B WINDING 311

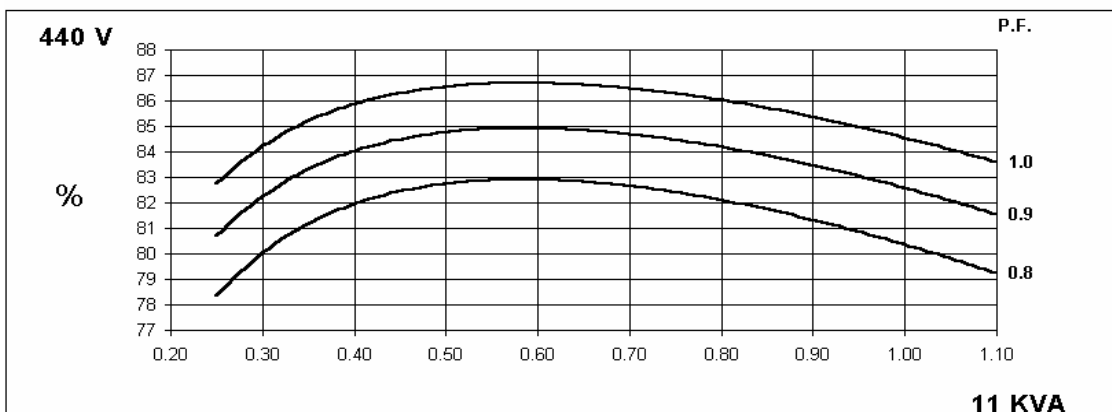
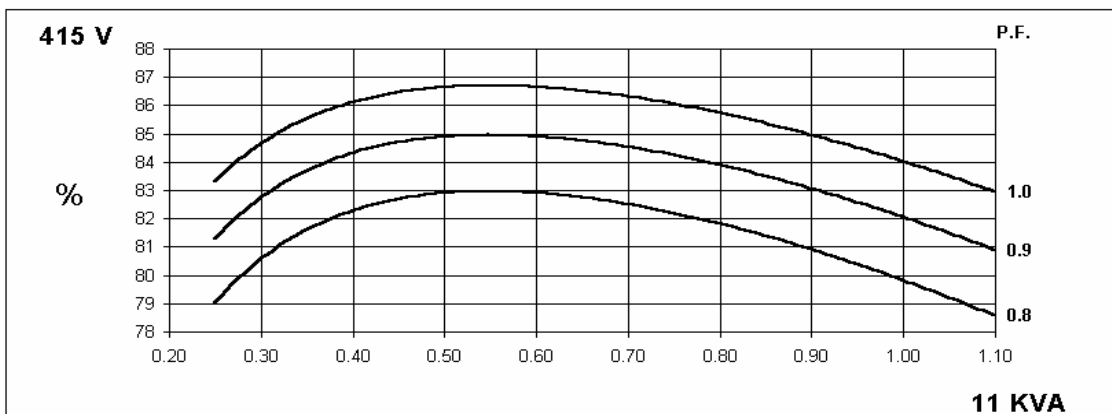
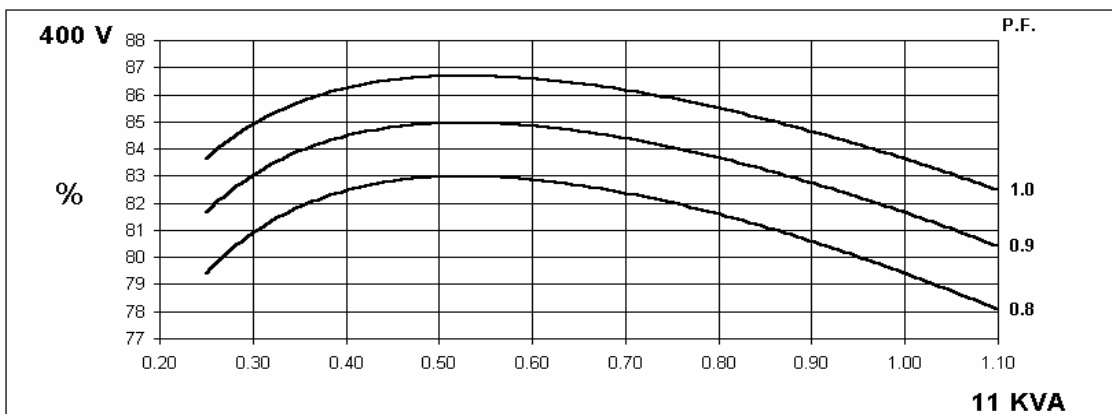
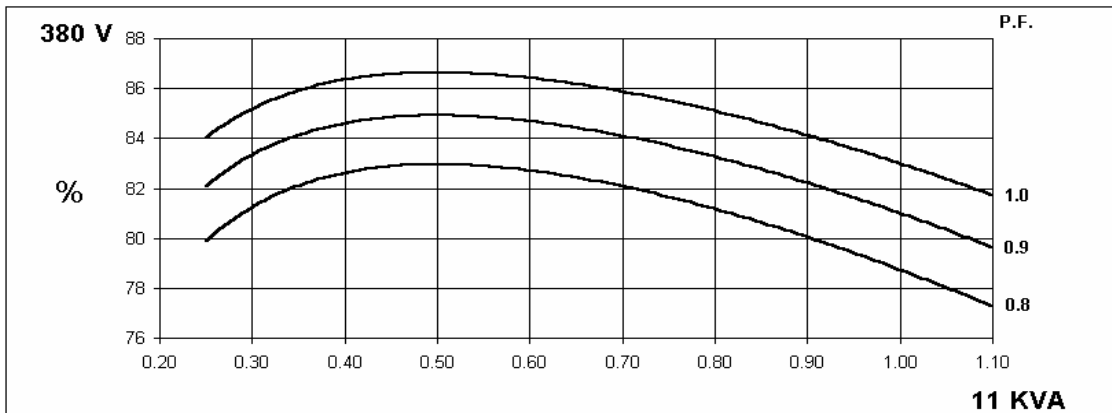
CONTROL SYSTEM		SELF EXCITED							
A.V.R.		STANDARD SX460				OPTIONAL SA465			
VOLTAGE REGULATION		± 1.5 %				± 1.0 %			
SUSTAINED SHORT CIRCUIT		SELF EXCITED MACHINES DO NOT SUSTAIN A SHORT CIRCUIT CURRENT							
INSULATION SYSTEM		CLASS H							
PROTECTION		IP23							
RATED POWER FACTOR		0.8							
STATOR WINDING		DOUBLE LAYER CONCENTRIC							
WINDING PITCH		TWO THIRDS							
WINDING LEADS		12							
STATOR WDG. RESISTANCE		1.012 Ohms PER PHASE AT 22°C SERIES STAR CONNECTED							
ROTOR WDG. RESISTANCE		0.48 Ohms at 22°C							
EXCITER STATOR RESISTANCE		19 Ohms at 22°C							
EXCITER ROTOR RESISTANCE		0.134 Ohms PER PHASE AT 22°C							
R.F.I. SUPPRESSION		BS EN 61000-6-2 & BS EN 61000-6-4, VDE 0875G, VDE 0875N. refer to factory for others							
WAVEFORM DISTORTION		NO LOAD < 1.5% NON-DISTORTING BALANCED LINEAR LOAD < 5.0%							
MAXIMUM OVERSPEED		2250 Rev/Min							
BEARING NON-DRIVE END		BALL. 6306 - 2RS. (ISO)							
WEIGHT COMP. GENERATOR		95 kg							
WEIGHT WOUND STATOR		26.5 kg							
WEIGHT WOUND ROTOR		27.88 kg							
WR <sup>2</sup> INERTIA		0.1027 kgm <sup>2</sup>							
SHIPPING WEIGHTS in a crate		108 kg							
PACKING CRATE SIZE		64 x 54 x 72 (cm)							
		50 Hz				60 Hz			
TELEPHONE INTERFERENCE		THF<2%				TIF<50			
COOLING AIR		0.071 m <sup>3</sup> /sec 150 cfm				0.09 m <sup>3</sup> /sec 191 cfm			
VOLTAGE SERIES STAR		380/220	400/231	415/240	440/254	416/240	440/254	460/266	480/277
VOLTAGE PARALLEL STAR		190/110	200/115	208/120	220/127	208/120	220/127	230/133	240/138
VOLTAGE SERIES DELTA		220/110	230/115	240/120	254/127	240/120	254/127	266/133	277/138
kVA BASE RATING FOR REACTANCE VALUES		11	11	11	8.5	13	13.8	13.8	13.8
Xd DIR. AXIS SYNCHRONOUS		1.97	1.78	1.65	1.90	2.33	2.21	2.02	1.86
X'd DIR. AXIS TRANSIENT		0.20	0.18	0.17	0.19	0.24	0.23	0.21	0.19
X''d DIR. AXIS SUBTRANSIENT		0.13	0.11	0.11	0.12	0.15	0.14	0.13	0.12
Xq QUAD. AXIS REACTANCE		0.98	0.88	0.82	0.95	1.16	1.10	1.01	0.92
X''q QUAD. AXIS SUBTRANSIENT		0.23	0.20	0.19	0.22	0.27	0.25	0.23	0.21
XL LEAKAGE REACTANCE		0.08	0.07	0.07	0.08	0.09	0.09	0.08	0.07
X <sub>2</sub> NEGATIVE SEQUENCE		0.19	0.17	0.16	0.18	0.22	0.21	0.19	0.18
X <sub>0</sub> ZERO SEQUENCE		0.09	0.08	0.07	0.08	0.10	0.10	0.09	0.08
REACTANCES ARE SATURATED		VALUES ARE PER UNIT AT RATING AND VOLTAGE INDICATED							
T'd TRANSIENT TIME CONST.		0.014 s							
T''d SUB-TRANSTIME CONST.		0.0035 s							
T'do O.C. FIELD TIME CONST.		0.25 s							
T <sub>a</sub> ARMATURE TIME CONST.		0.0045 s							
SHORT CIRCUIT RATIO		1/Xd							

**50  
Hz**

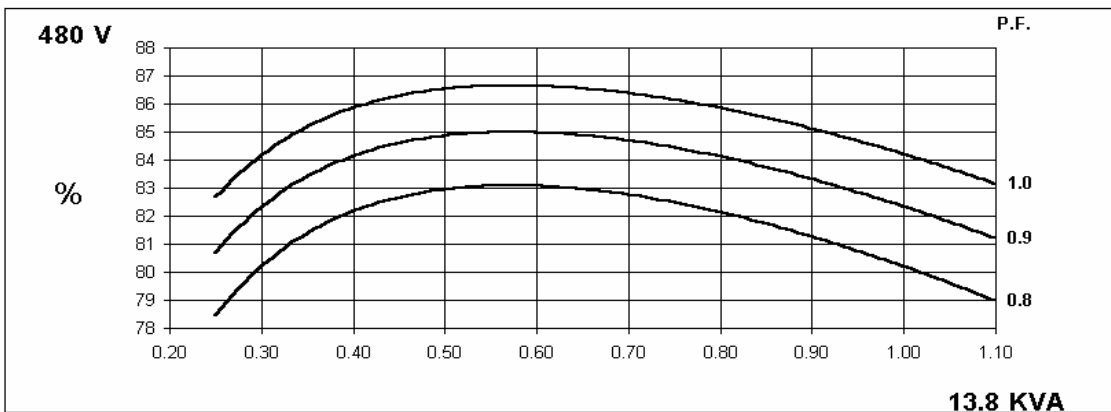
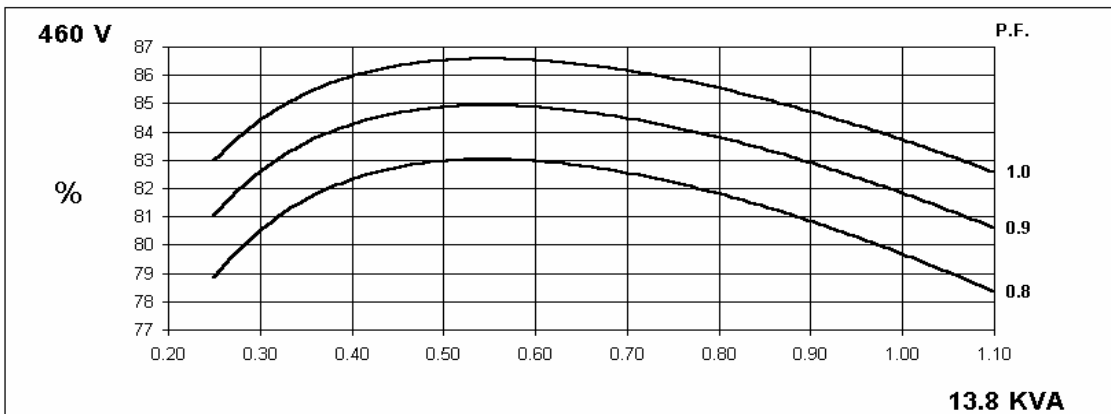
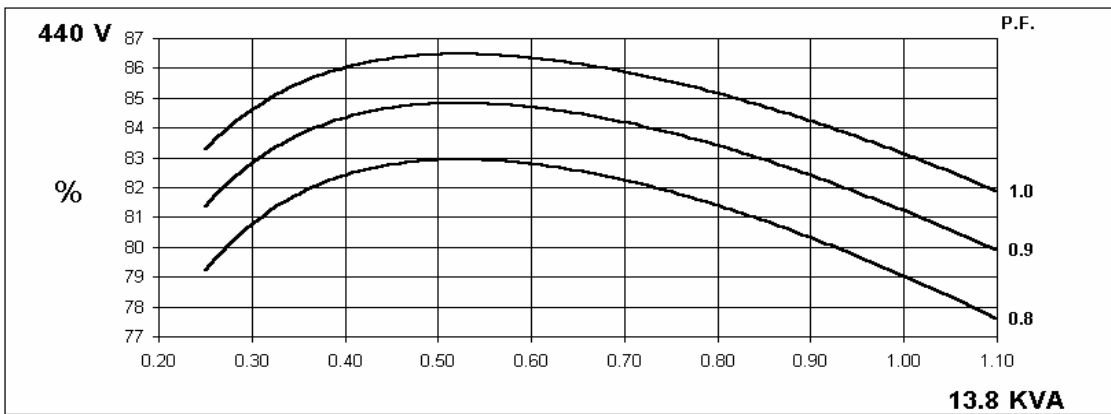
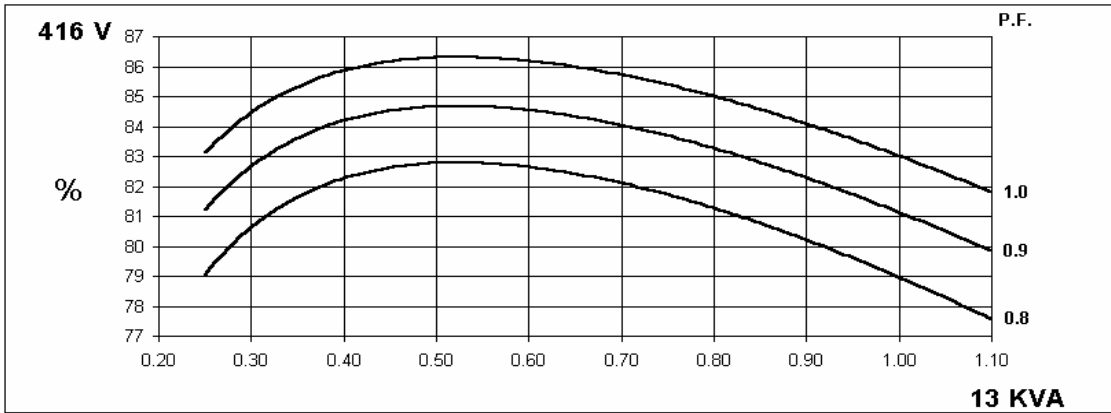
**BCA164B**  
Winding 311



**THREE PHASE EFFICIENCY CURVES**



**THREE PHASE EFFICIENCY CURVES**

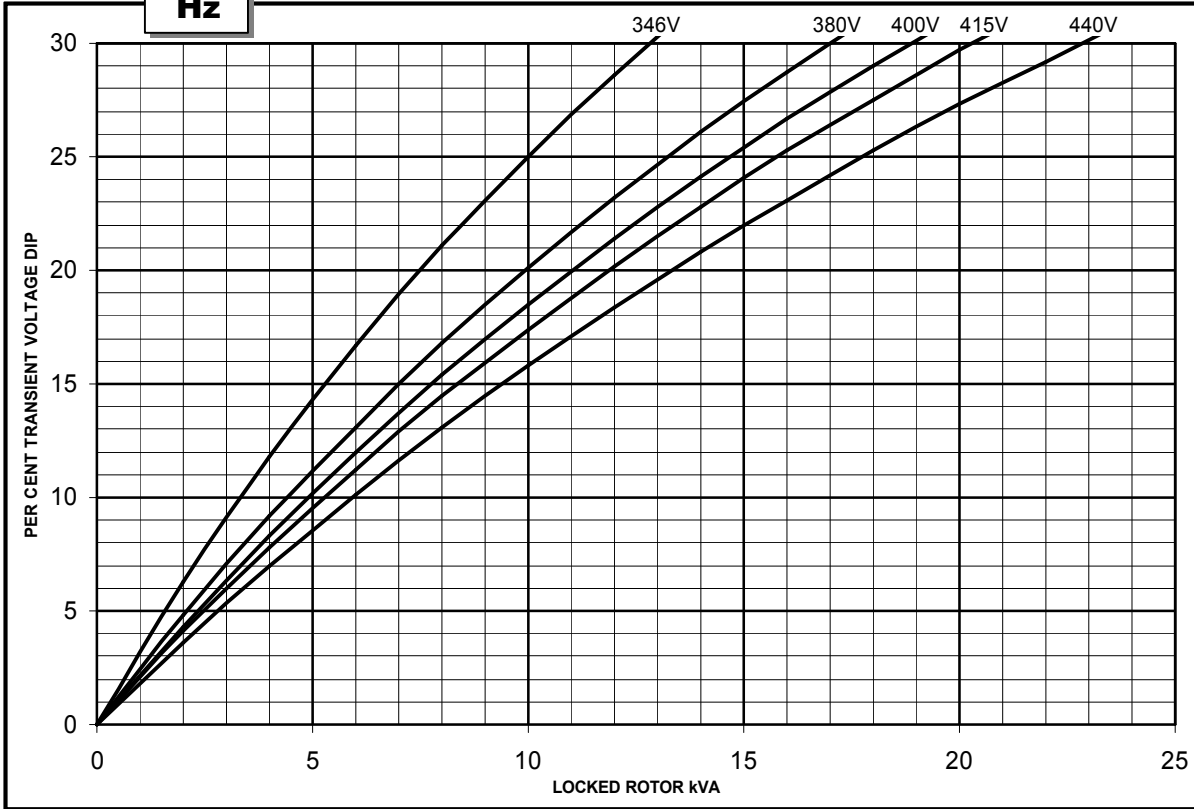


**BCA164B**  
Winding 311

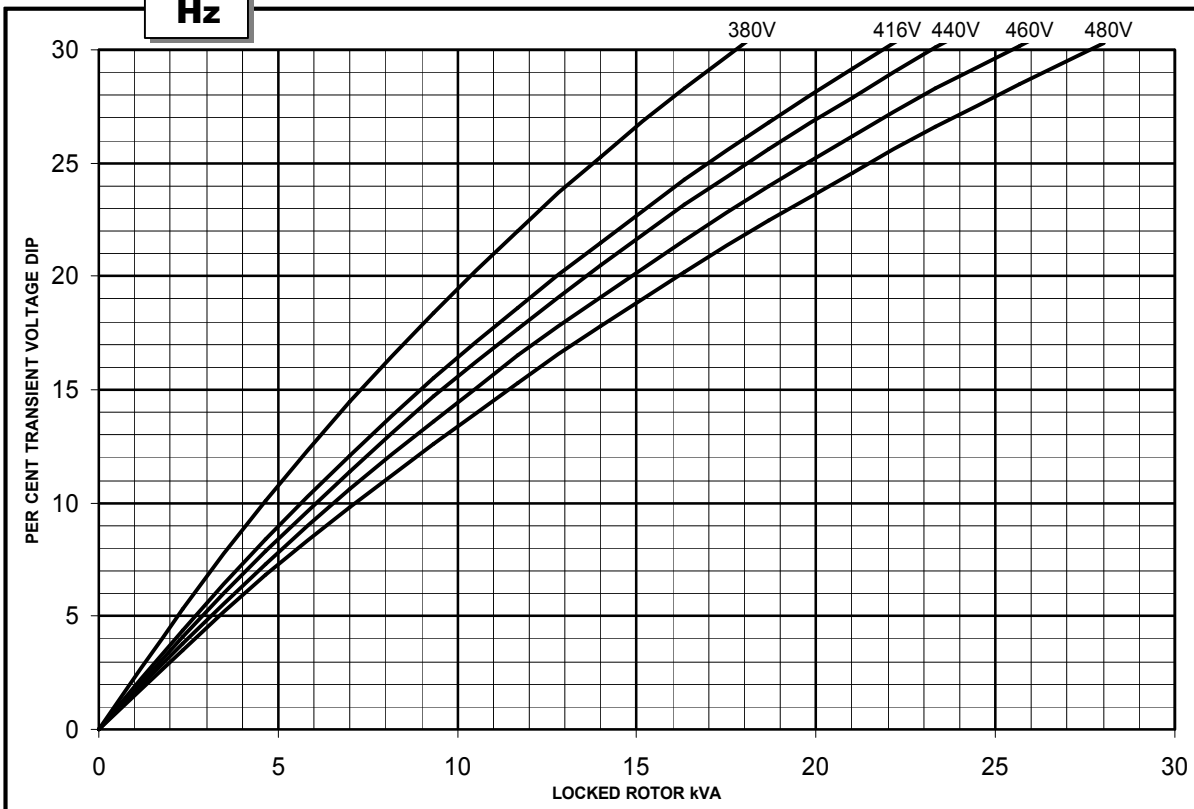


**Locked Rotor Motor Starting Curve**

**50  
Hz**



**60  
Hz**



Page left blank intentionally

# BCA164B

## Winding 311 / 0.8 Power Factor

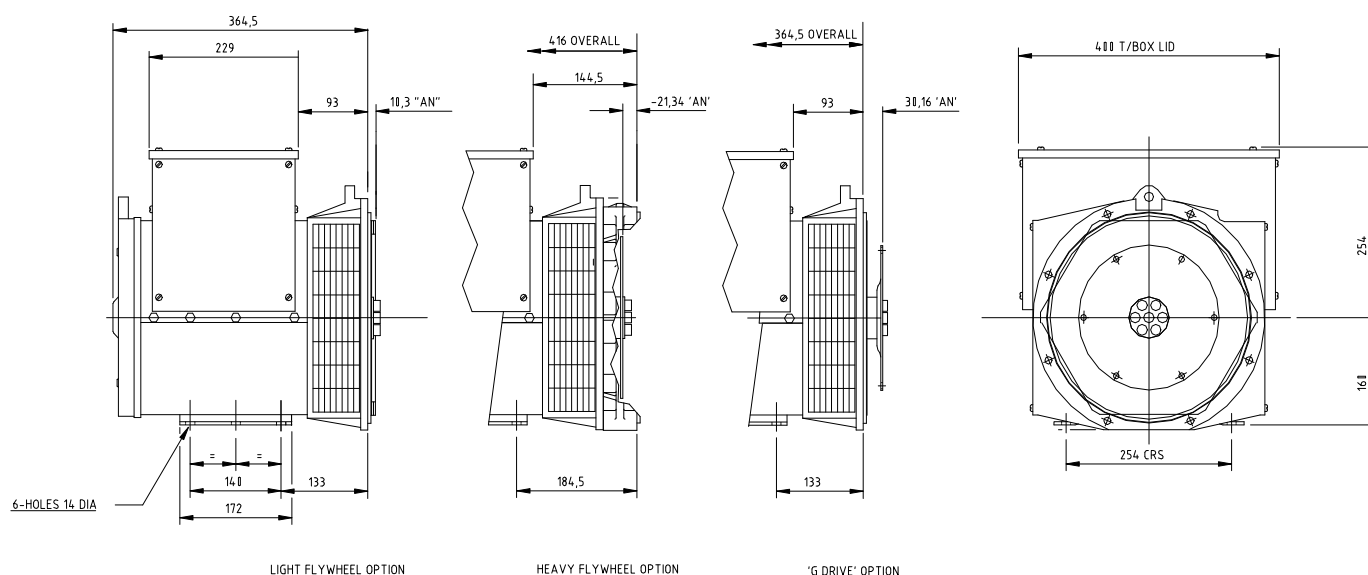


### RATINGS

Class - Temp Rise	Cont. F - 105/40°C				Cont. H - 125/40°C				Standby - 150/40°C				Standby - 163/27°C				
<b>50 Hz</b>	Series Star (V)	380	400	415	440	380	400	415	440	380	400	415	440	380	400	415	440
	Parallel Star (V)	190	200	208	220	190	200	208	220	190	200	208	220	190	200	208	220
	Series Delta (V)	220	230	240	254	220	230	240	254	220	230	240	254	220	230	240	254
kVA	10.0	10.0	10.0	7.7	11.0	11.0	11.0	8.5	N/A	N/A							
kW	8.0	8.0	8.0	6.2	8.8	8.8	8.8	8.5									
Efficiency (%)	79.9	80.5	80.8	81.3	79.9	80.5	80.8	81.3									
kW Input	10.0	9.9	9.9	9.8	10.0	9.9	9.9	9.8									

<b>60 Hz</b>	Series Star (V)	416	440	460	480	416	440	460	480	416	440	460	480	416	440	460	480
	Parallel Star (V)	208	220	230	240	208	220	230	240	208	220	230	240	208	220	230	240
	Series Delta (V)	240	254	266	277	240	254	266	277	240	254	266	277	240	254	266	277
kVA	11.9	12.5	12.5	12.5	13.0	13.8	13.8	13.8	N/A	N/A							
kW	9.5	10.0	10.0	10.0	10.4	11.0	11.0	11.0									
Efficiency (%)	80.0	80.3	80.8	81.2	80.0	80.3	80.8	81.2									
kW Input	11.9	12.5	12.4	12.3	11.9	12.5	12.4	12.3									

### DIMENSIONS



Barnack Road • Stamford • Lincolnshire • PE9 2NB  
 Tel: 00 44 (0)1780 484000 • Fax: 00 44 (0)1780 484100  
 Website: [www.newage-avkseg.com](http://www.newage-avkseg.com)