


product profile

BCA162 RANGE

Voltages
120V - 480V

Outputs
from 12.5 - 50 kVA (3 Phase)




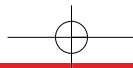
FEATURES:

- Specially tailored single bearing generator for the Lister Petter Alpha engine range
- 12 wire reconnectable stator/terminal arrangement
- Class 'H' insulation with severe environmental protection as standard
- Self excited control or auxillary winding to provide sustained short circuit capability
- Advanced automatic voltage regulator (AVR) control
- 2/3 pitch winding as standard, to avoid excessive neutral currents
- IP23 as standard

OPTIONS & ACCESSORIES:

- Upgrade to SA465 AVR with improved regulation 0.5%
- Quadrature Droop kit for Parallel Operation
- Anti Condensation Heaters

STAMFORD
power generation



product profile

BCA162 RANGE

TYPICAL APPLICATIONS:

- Combined Heat & Power
- Parallel Operation
- Base Load Prime
- Standby
- Rental
- Telecommunication

Standard Winding (311)

3 Phase Ratings for STAMFORD BCA162 Generators

| Rating/Ambient | 50Hz (3000 rpm) | | 60Hz (3600 rpm) | |
|-----------------------|------------------|--|------------------|------------|
| | Base 40°C | | Base 40°C | |
| Application/Temp Rise | Continuous 125°C | | Continuous 125°C | |
| Voltage | 380 - 415V | | 416V | 460 - 480V |
| Power Factor | 0.8 | | 0.8 | 0.8 |
| BCA 162D kVA | 12.5 | | 14.7 | 15.6 |
| kW | 10.0 | | 11.8 | 12.5 |
| BCA 162E kVA | 15.0 | | 17.8 | 18.8 |
| kW | 12.0 | | 14.2 | 15.0 |
| BCA 162F kVA | 17.5 | | 20.8 | 21.9 |
| kW | 14.0 | | 16.6 | 17.5 |
| BCA 162G kVA | 22.0 | | 26.1 | 27.5 |
| kW | 17.6 | | 20.9 | 22.0 |
| BCA 162J kVA | 30.0 | | 35.5 | 37.5 |
| kW | 24.0 | | 28.4 | 30.0 |
| BCA 162L kVA | 40.0 | | 45.2 | 50.0 |
| kW | 32.0 | | 36.2 | 40.0 |

1 Phase Ratings for STAMFORD BCA162 Generators

| Winding | 12 Wire Reconnectable | | | | 12 Wire Reconnectable | | | |
|-----------------------|-----------------------|--------|------------------|--------|-----------------------|--------|------------------|--------|
| | 50Hz (3000 rpm) | | 60Hz (3600 rpm) | | 50Hz (3000 rpm) | | 60Hz (3600 rpm) | |
| Rating/Ambient | Base 40°C | | Base 40°C | | Base 40°C | | Base 40°C | |
| Application/Temp Rise | Continuous 125°C | | Continuous 125°C | | Continuous 125°C | | Continuous 125°C | |
| Voltage | 220 - 240V | | 240V | | 220 - 240V | | 240V | |
| | PF 1 | PF 0.8 | PF 1 | PF 0.8 | PF 1 | PF 0.8 | PF 1 | PF 0.8 |
| BCA 162D kVA | 7.5 | 7.5 | 8.8 | 8.8 | 9.6 | 8.4 | 12.0 | 10.0 |
| kW | 7.5 | 6.0 | 8.8 | 7.0 | 9.6 | 6.7 | 12.0 | 8.0 |
| BCA 162E kVA | 9.0 | 9.0 | 10.7 | 10.7 | 11.5 | 10.0 | 15.0 | 12.4 |
| kW | 9.0 | 7.2 | 10.7 | 8.6 | 11.5 | 8.0 | 15.0 | 9.9 |
| BCA 162F kVA | 10.5 | 10.5 | 12.5 | 12.5 | 13.5 | 11.8 | 17.5 | 14.4 |
| kW | 10.5 | 8.4 | 12.5 | 10.0 | 13.5 | 9.4 | 17.5 | 11.5 |
| BCA 162G kVA | 13.2 | 13.2 | 15.7 | 15.7 | 17.5 | 16.8 | 22.0 | 20.6 |
| kW | 13.2 | 10.6 | 15.7 | 12.6 | 17.5 | 13.4 | 22.0 | 16.5 |
| BCA 162J kVA | 18.0 | 18.0 | 21.3 | 21.3 | 24.0 | 21.0 | 30.0 | 27.4 |
| kW | 18.0 | 14.4 | 21.3 | 17.0 | 24.0 | 16.8 | 30.0 | 21.9 |
| BCA 162L kVA | 24.0 | 24.0 | 27.1 | 27.1 | 30.0 | 27.0 | 36.0 | 33.5 |
| kW | 24.0 | 19.2 | 27.1 | 21.7 | 30.0 | 21.6 | 36.0 | 26.8 |

Due to our policy of continuous improvement, details in this leaflet which were correct at time of printing may now be due for amendment. Information included must therefore not be regarded as binding.

PM_BCA162 PF GB_1.02_02_GB

©Newage International 2002

